

Total Members Served, DC + Parents **30,559**
 The total number of members ever enrolled (beginning 01/01/2005) for any period of time in DirigoChoice or the MaineCare Parent Expansion

New DC Members (un/subsidized) **39 (18/21)**
 The number of new members enrolled in the reporting month. DirigoChoice subsidy is currently only available to new HCTC members, new employees of enrolled Small Groups, and new dependents of enrolled members.

HCTC Members **212**
 The number of members enrolled as Health Care Tax Credit members. HCTC is a Federal program that provides health care subsidies for workers who have lost their jobs due to off shoring.

Total Enrolled DC Members **8,479**
 The number of members enrolled in DirigoChoice in the reporting month.

New DC Small Groups **4**
 The number of new small groups enrolling in DirigoChoice in the reporting month.

Total Enrolled DC Small Groups **540**
 The number of small groups enrolled in DirigoChoice in the reporting month.

Total Enrolled Parents **6,183**
 The number of members enrolled in the MaineCare Parent Expansion in the reporting month.

New Parents **na**
 The number of new members enrolling in the MaineCare Parent Expansion.

FY 2010 Member / Employee Share of coverage cost **\$ 11,938,361 (41%)**
 Amount members and employers have paid for medical coverage in the fiscal year. Percentage that amount represents of the total amount paid to the carrier for medical coverage.

FY 2010 Dirigo Share of coverage cost (subsidy) **\$ 17,089,522 (59%)**
 Amount the Agency has paid for medical coverage in the fiscal year. Percentage that amount represents of the total amount paid to the carrier for medical coverage.

FY 2010 total coverage cost **\$ 29,027,883 (100%)**
 Total amount paid to carrier for medical coverage.

FY Member Months **52,916**
 Total volume of coverage in the fiscal year. Member months equals the aggregate amount of each month's total enrollment in the fiscal year.

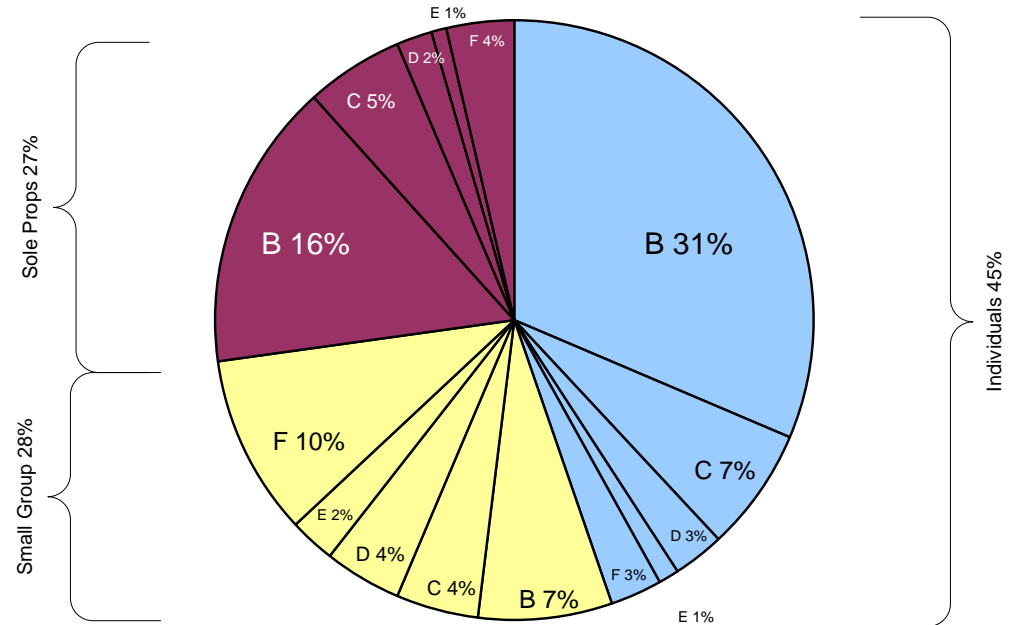
FY Subsidy PMPM **\$ 322.96**
 Unit cost for the fiscal year. PMPM (per member per month) represents total cost divided by total member months, and represents what the Agency pays (on average) for each member each month.

FY Actuals to Budget: **\$ 17,089,522 : \$ 25,395,086 (67%)**

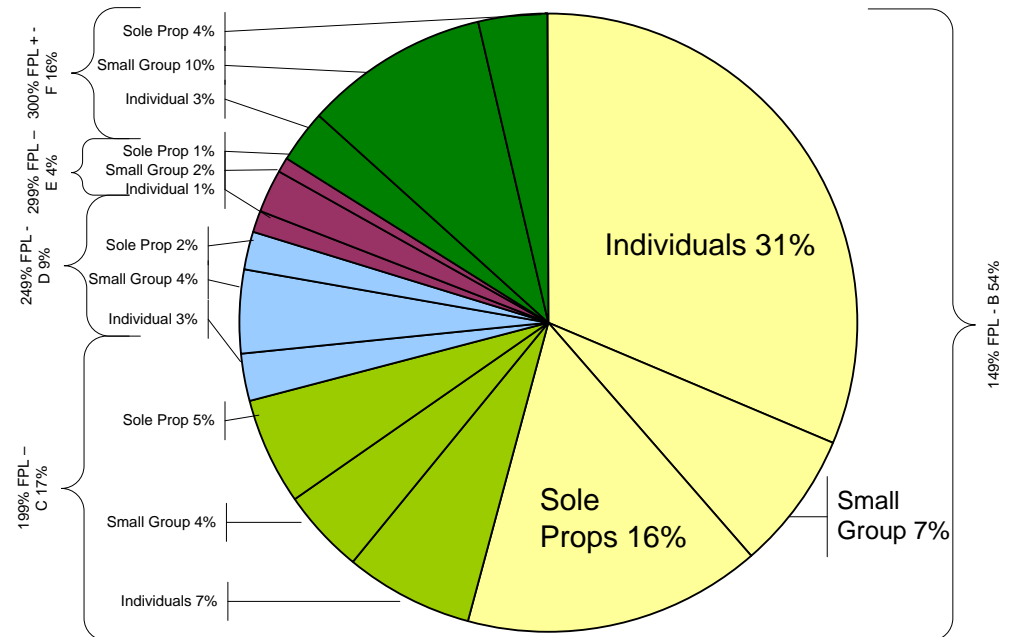
Notes: FY Subsidy PMPM based on actual payments to HPHC through time period recorded. Actual subsidy PMPM based on charges \$312.31

Parent Expansion figures not available for December.

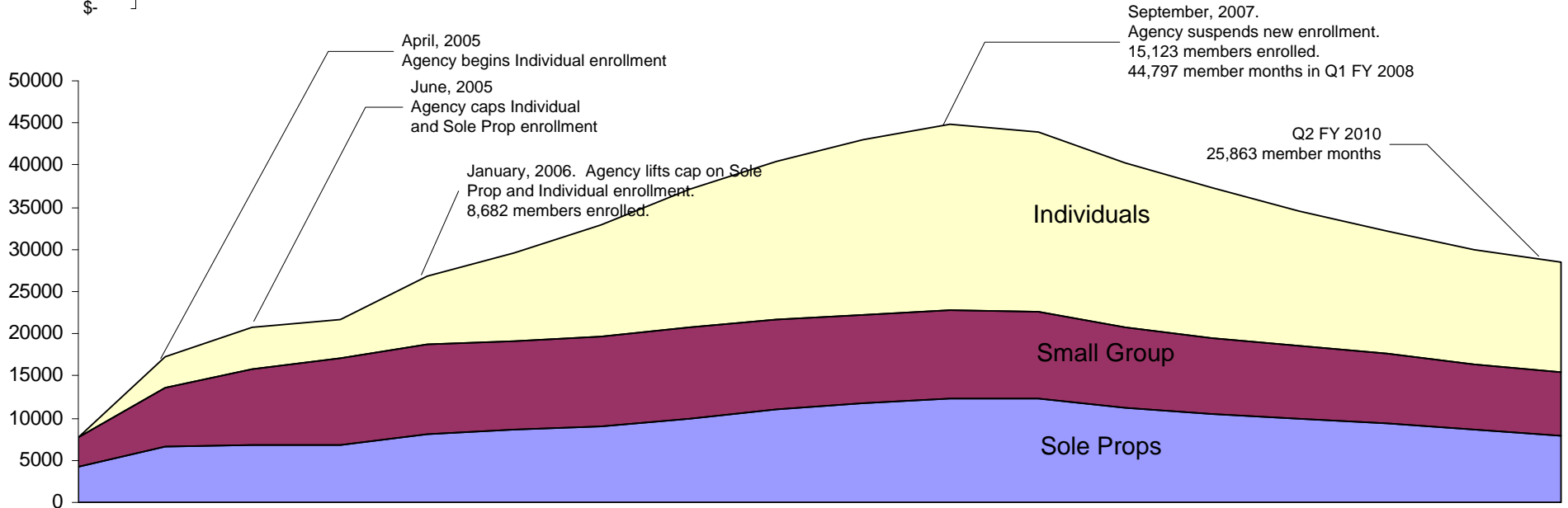
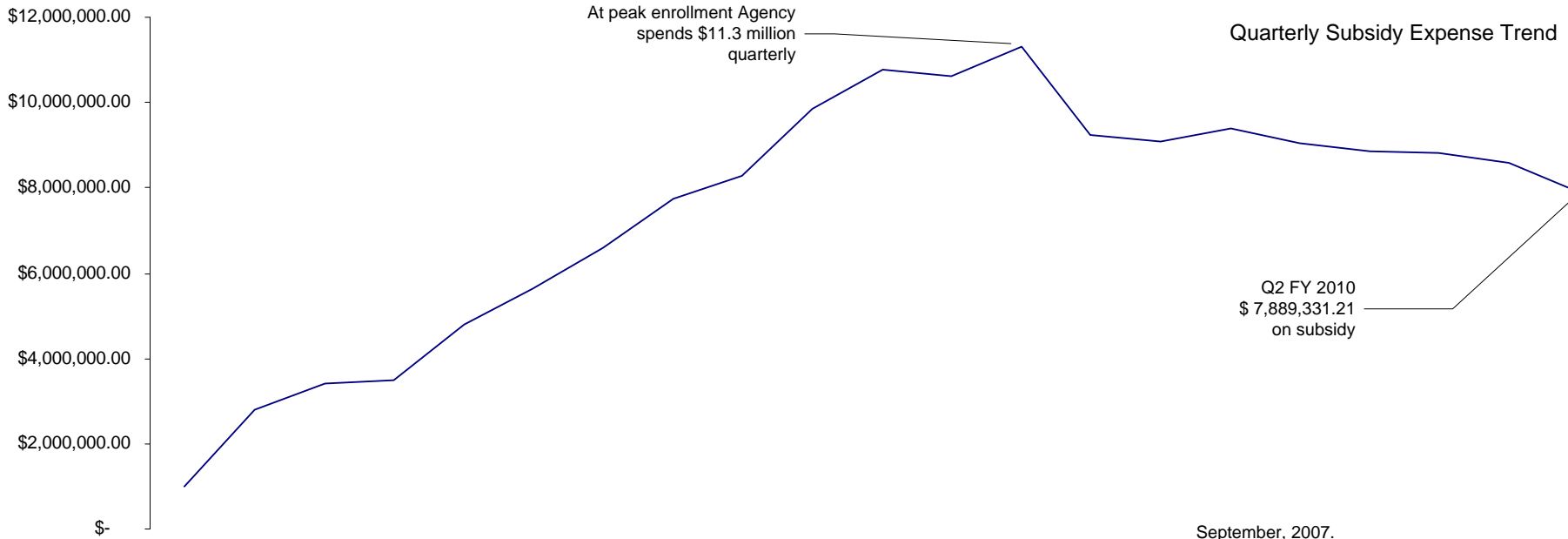
Members by Employer Type



Members by Discount Level



Dirigo Health Monthly Numbers December 2009 Dirigo Health Agency 01/08/2010



Quarterly Enrollment Trend (Member Months)